

# Cameras

June 2016

Volume 146

*Celebrating  
50 Years of Service*

Camera Club of Laguna Hills, California; Organized 1966 - [www.lhcameraclub.com](http://www.lhcameraclub.com)

*\*\*\* A Member Club of the Photographic Society of America, [www.psa-photo.org](http://www.psa-photo.org) \*\*\**



## The Laguna Woods Camera Club celebrates 50 Years of Service

By *Joel Goldstein*

Photographs are memories. They are recordings of family events. They are memories of places we've been. They are displays of our skills. The Village is fortunate to have a photography club that helps us capture, edit, preserve, and share these memories.

The Camera Club is one of the very first clubs to be organized in this community. Steps were taken to organize it in 1965, and it was formally established in 1966. Since that time it has continuously offered showcases, workshops, classes, and other services for the benefit of its members and the Village.

*Showcases* have taken audiences to every continent and feature familiar as well as exotic places some of us never even knew existed. Members offer nature, travel, and artistic works, and professional photographers often come to display their work. *Classes* and *workshops*, conducted by both club members and outside experts, are offered for every skill level and virtually for all areas of photography. Topics range from cell phone cameras and inexpensive point-and-shoot cameras to the most sophisticated digital single-lens reflex cameras and also editing software.

Members can improve their photographic skills and experience through evaluations by expert judges who critique and score our images. Our annual *slide show competition* where members create and submit short photographic slide shows and vie for the top three places is a great venue to further display our works and get opinion from fellow members.

Last year the club members contributed their photos of many of the locations in the National Park service system. Member Tom Getz then edited these into an hour-long tour of our national parks and monuments, accompanied with stirring music. The presentation so impressed the audience that it received a sustained ovation.

**Front Cover:** "Ice on the Rocks" by **Tim Talbert**, our featured member in this issue.

Not only does the club cater to its members, it also serves the community by photographing special events such as the Senior Games, Clown Alley charitable events, and others. Club members often contribute photos to the *Globe* and to the Village's website.

The club holds outstanding facilities provided by the Village in Clubhouse 4 where its volunteer members offer their time and expertise during the week. These facilities include the use of editing, scanning, printing, matting photographs, and library resources. Exceptional prints adorn the walls of the photographic classroom and are also displayed in other Village public buildings. General meetings are held twice monthly in Clubhouse 3 and are open to everyone. To cap a busy year of critiques, competitions, workshops and showcases, a *gala holiday and awards dinner* is held each December.

This year, as the club celebrates its 50<sup>th</sup> anniversary, the City of Laguna Woods recognizes the Camera Club with a special commendation as shown in the photo on the next page.

While many members are experts and some belong to the Photographic Society of America, many others are beginning and intermediate photographers. The club also has an excellent newsletter, *Cameraderie*, which offers a great deal of advice and articles of interest. Information including a membership application and high scoring photos are available on the club's outstanding website at [lhcameraclub.com](http://lhcameraclub.com).



**50 Years of SERVICE** to  
the Laguna Woods Village  
and Orange County





Certificate of Commendation
City of Laguna Woods
Camera Club of Laguna Hills
50th Anniversary

WHEREAS, the Camera Club of Laguna Hills was founded in 1966 as a place for residents to share travel memories and hone the art of photography; and

WHEREAS, the Camera Club of Laguna Hills provides both showcase and educational opportunities for amateur photographers; and

WHEREAS, the Camera Club of Laguna Hills invests in the future of photography by funding annual scholarships for photography students at Saddleback College; and

WHEREAS, the Camera Club of Laguna Hills has, through the years, enriched the Laguna Woods community with speakers, programs, and activities in support of its mission; and

WHEREAS, it is fitting to recognize and commemorate momentous anniversaries of clubs and organizations that provide services to Laguna Woods residents.

NOW, THEREFORE, BE IT RESOLVED that the Laguna Woods City Council does hereby congratulate the Camera Club of Laguna Hills on the occasion of its 50th Anniversary.

Dated this 20th day of April, 2016

Noel Hatch
Mayor

Yolite Trippy
Deputy City Clerk

Club Talks

As part of the club's 50th anniversary celebration, Joel Goldstein will be making several appearances on TV Channel 6 here in the Village. Be sure to tune in and watch him on these dates and times:

Tuesday, June 21, "This Day" program hosted by Ken Goldenberg at 8:30AM, and repeated at 12:30PM and 5PM on the same day.

Monday, Sept 12, "Club Talk" program hosted by Tony Barr at 10AM and repeated the next 4 Mondays at the same time.

This program will be also re-broadcast on Thursdays, Sept 15 and 22 at 11:30AM. In addition the show will be uploaded to YouTube.

THURSDAY, MAY 19, 2016

LAGUNA WOODS GLOBE 21

CELEBRATING 50 YEARS



COURTESY PHOTO

The Camera Club recently received a commendation from the city for its 50 years in the Village. From left: Councilmembers Bert Hack and Carol Moore; Joel Goldstein, club member; Mac McNamar, club president; Mark Rabinowitch, club vice president; Mayor Noel Hatch; and councilmembers Cynthia Conners and Shari Horne.



In this Issue.....

50 Years of Service ..... 1
Letter of Commendation ..... 2
Club Talks..... 2
Club's Activities Overview ..... 3
An Artistic Affair ..... 3
Slide Show Competition Results ..... 4
April Print Critique Winners ..... 5
Tim Talbert ..... 8
Google Nik Collection ..... 10
Arizona & Hummingbirds ..... 11
Club Activities Schedule - 3rd Quarter ...12
Education Upcoming Events ..... 13
Other Club's News ..... 13
A Photographic Challenge ..... 14
Of Interest and Miscellaneous News .... 15
Welcome to New Members ..... 15

## The Camera Club's Activities Overview

By *Bette Harper*

The Camera Club of Laguna Woods offers many activities for its members. These activities provide both entertainment and opportunities for members of all levels to learn how to be better photographers and artists.

**Events held at Clubhouse 3 at 6:30 PM.** They are presented on the second and fourth Mondays of every month except December and are free to club members. There is a nominal \$3.00 fee for non-member guests. All residents of Laguna Woods Village are invited to attend.

- ◆ “Digital Critiques” are held six times a year, on the *fourth Monday* of **January, March, May, July, September and October**.
- ◆ A “Slide Show Competition” is presented annually the *second Monday* in **June**.
- ◆ The other Monday’s events, called “Showcases”, feature guest speakers on a particular photography topic or presentations of slide shows by members or other photographers.

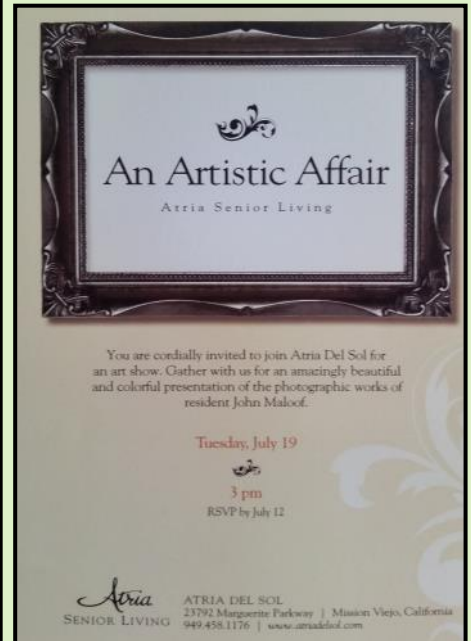
### Activities held in the Classroom at Clubhouse 4.

- ◆ “Photo Workshops” are held at least once a month, on some Tuesdays from 1:30 to 3:30 PM. These are announced a few weeks before the event date via email and flyers. You must register for these classes by emailing Jim Graver at [cameraclublh@gmail.com](mailto:cameraclublh@gmail.com). The class size is limited to 45 students or less, and, if registration exceeds that number, you will be placed on a waiting list and notified when an opening becomes available. The class fee is \$5.00 for Camera Club members or \$10.00 for non-members, collected at the door. Non-members can join the Camera Club when attending by paying the membership fee of \$20.00 which will also include the class registration fee. Also if it is a series of class, fee may be different.
- ◆ “Print Critiques” are held the *second Saturday* of **April** and **October** at 10:00 AM in the Photo Classroom of Clubhouse 4.
- ◆ A “Year End Judging” of both print and digital photos is held on the *second Saturday* of **November**.

### Events held at Clubhouse 5.

- ◆ A Holiday Dinner is held every **December** where Year End Awards are presented.

You're Invited to .....



**John Maloof**, a long-time club member, is having a show of his works at  
 Atria Del Sol,  
 23792 Marguerite Parkway,  
 Mission Viejo,  
 Tuesday **July 19**, at **3PM**.  
**949 - 458 - 1176**  
[www.atriadelsol.com](http://www.atriadelsol.com)  
**RSVP by July 12**

\*\*\* **WALL DISPLAY** \*\*\*

*Clubhouse 4 Classroom* is displaying the photography of **Karen Fogarty, Violet Kong, Steve Martin, Braulio Montesino, Dee Tucker, and Ed Sinderman**. Come by and enjoy the exhibit.

Contact **Patricia Patti** at [cytopatti@gmail.com](mailto:cytopatti@gmail.com) for an opportunity to display your work.

## Hot Off the Press!!!

### 8th Annual Slide Show Competition and Results

By *Bette Harper*

The 8<sup>th</sup> **Annual Slide Show Competition** was held in Clubhouse 3 on June 13, 2016. This annual event began as an idea that was brought to fruition in 2009 by then club President, Pat Wilkinson, and Tom Getz. At that time the club had a two month hiatus of events in July and August. Emeritus Classes ended in June, so they selected the second Monday of June for the competition to cap off the year. George Harper was the first winner with his presentation "Starry, Starry Night." Bonnie Beaux and Pat Wilkinson followed as winners of the next two competitions.

Because many Camera Club members have taken Emeritus Classes on photography and slide show production, this competition gives them the opportunity to show their work and at the same time presents a fun filled evening for those who attend. Entries can be up to six minutes long and can contain no more than 30 seconds of video. All photos included must be by the presenter. To protect the anonymity of the entries any narration can only be done by someone other than the presenter.

This year there were 11 entries, one each from Linda Berman, Mike Bray, Pat Burr, Tom Getz, Bette Harper, George Harper, Mary-Rose Hoang, Catherine Marra, Susan Brown Matsumoto, Steve Ryang, and Pat Wilkinson. Tom Getz was in charge of running the shows.

Each attendee was given 3 tickets to vote for their favorites. Each ticket counted as one vote. At the end of the shows all attendees casted their votes and while they enjoyed refreshments and our 50th anniversary cake, the votes were counted. Thank you to all who have submitted their shows and all who attended the presentation, and especially the reception desk and refreshment teams. See you all next year!

### Congratulations to this year's Winners!

- First place:** Tom Getz  
for "Midwestern Americana"
- Second place:** Steve Ryang  
for "Seegerstrom Hall"
- Third Place:** Pat Wilkinson  
for "Klown Kollege."



Photography by *Catherine Marra* and *Mary-Rose Hoang*

**2016 - April Print Critique  
Congratulations to our Winners!!!**

**Color Pictorial**



*Incense - 1st Place*

**Jim Lenthall**

*The Zen of Studying -  
2nd Place*

**Mary-Rose Hoang**



*Old Ferry Remnants -  
3rd Place*

**Russ Lazar**



**Monochrome**

*Dunes - 1st Place*

**Jim Lenthall**



*Walt Disney Concert Hall Stacked Chairs -  
2nd Place*

**Steve Martin**



*Vintage Car Showroom - 3rd Place*

**Mickey Mellevoid**

**Special Subject: Macro**



*Stamen and Pistil -*  
1st Place

**Jim Lenthall**



*Reflections - 2nd*  
Place

**Jim Graver**

*Blue Lilac Up Close*  
- 1st Place

**Ken Furuta**





## SPOTLIGHT on our MEMBERS

## Tim Talbert: the Eye of an Artist

By *Mike Bray*

I recently had the privilege of sitting down over coffee with Tim Talbert and hearing firsthand about his journey in photography. Our meeting was informal but fascinating. I struggled to keep up with taking notes between bites of sourdough toast.

Tim is a native Californian and grew up in Hermosa Beach. His interest in photography started early; Tim remembers his first camera was an “Instamatic” that he got around age 13. To Tim’s great advantage, his father was a very handy craftsman and soon built Tim a small photo lab. By the time Tim attended Mira Costa High School, he was already adept at developing his own black and white prints and had already dabbled in color print development. It was a natural transition to volunteer as school photographer for the Mustang newspaper and yearbook. Tim had company on the photo staff. One close friend on staff with the newspaper, Brian Reynolds, later became somewhat of a celebrity as a cinematographer. His credits as director of photography include 70 episodes of “NYPD Blue”, the movie “Guarding Tess”, and 46 episodes of “90210.” During their high school days, Brian was up in the press box shooting video, while Tim was down on the field shooting stills of Mustang football team. Action sports, especially football, were Tim’s primary area of interest at Mira Costa High. Around home, though, the beach



and ocean captivated his interest in a different and deeper way.

Tim’s romantic interest, like his photography, stayed close to home. At age 20 Tim married Laurel, who was literally “the girl next door.” They have one son, Matt, and one grandson, Luke. Luke is 3 years old now, and Tim and Laurel enjoy quality grandparent time two days a week with him.

Tim’s work career started modestly when he went to work at his first job with Zenith Transformer Company. First working as a janitor for this company in his teens, Tim worked his way up to production manager. The company was eventually sold, and Tim’s career in the electronics field continued with Orthodyne Electronics until Tim was in his mid-fifties and took a severance package and early retirement.



**Tim Talbert**

— continued

In his early 40's, Tim became more active with his photography and did a bit of marketing with his images. His first commercial venture was marketing images on floppy disc drives to serve as screen savers. Customers included the likes of Hallmark stores, Mailboxes etc..., and small gift shops. Tim became even more active with his photography once retired from the electronics business. In addition to prints, Tim produced images on tile and other innovative surfaces of his own creation. He produced photos on canvas and metal, and experimented with different types of photo papers. Tim did some commercial product photography. The core of Tim's work currently includes still life imagery, landscapes, fine art, and his personal favorite, the ocean in its slow motion moods. Tim's work can be found in a few gift shops locally, like Art Sea in Dana Point, and online at [www.talbertphotography.com](http://www.talbertphotography.com). Check out his website; Tim is one of our Camera Club's truly gifted artists!



*Photography by Tim Talbert*

---

## Google Nik Collection

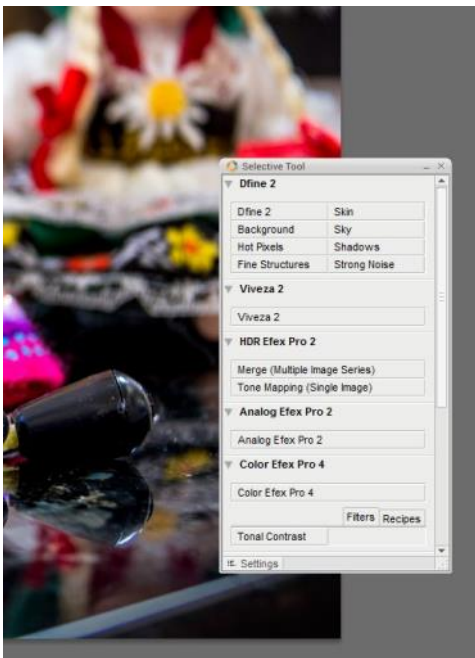
By *Patricia Patti*

The Google Nik collection has been considered one of the top photographic effect plugin suites for a few years now, and it just got better in a big way – as of March 24th, 2016, it's available free of charge! Nik is advanced editing simplified. You can easily download it to a Mac or Windows PC using the following link:

<https://www.google.com/nikcollection/>

The Nik collection is composed of six different plug-ins that work with Photoshop, Elements, Aperture, and Lightroom. They are: Analog Efex Pro, Silver Efex Pro, HDR Efex Pro, Dfine, Color Efex Pro, Viveza, and Sharpener Pro. You can also use these plug-ins as standalones if you don't have any of these software. Just locate where the application is, and click on it.

My favorite feature is the ability to add Control Points that can be placed on precise areas of the photograph that I wish to edit. It is such a pleasure to add color and tone without using complicated masks or selections. I can use sliders to add/subtract contrast, saturation, structure and even strengthen or change colors.



*Nik pop-up screen*

The Silver Efex Pro is a must to try if you prefer to edit black and white pictures. The results are very dynamic. There are so many features to fiddle with.

This photo was edited with Nik's Silver Efex Pro. I exaggerated it for effect!



When using Nik within another software, you access it via a small pop-up window. It doesn't get in the way of the program you are using. I move it over to the side until I need to use it.

Learning Nik is easy and fun. Thankfully there is a vast community of users that post very helpful videos on YouTube. The same subjects are explained in many different ways. I also found that [greylearning.com](http://greylearning.com) is a self-paced free on-line course. The instructor is Tim Grey, a photographer who has been widely published and has made numerous video courses. You must enroll to access all the featured courses for Nik.


Now that I have an abundance of different photo editing programs the real challenge is deciding which one to use! I have found the use of Nik to be simple and fun and with real dynamic results. Great for beginners as well as the seasoned editor!

**Location, Location, Location****Arizona: Hummingbirds and more****By *Mike Bray***

I know it sounds crazy, but Carolyn and I like to visit Arizona in the summer months, primarily to photograph hummingbirds. I know what you're thinking: "Don't you roast in the desert heat?" The answer is no. Our only exposure to heat is when we are renting or returning our rental car at the Tucson airport, and summertime temperatures can be around 100 degrees in Tucson. From Tucson we drive to our destination in the Huachuca Mountains near Sierra Vista, Arizona. We stay at a bed and breakfast facility there called the Ramsey Canyon Inn. Temperatures in mid-summer in Ramsey Canyon rarely get higher than the upper 80's, as the elevation at the resort is 5,500 feet.



Planning this trip for Carolyn and me is tricky because only one of us likes to photograph hummingbirds. Carolyn prefers the landscapes, wildflowers, deer, squirrels, and other nature settings around the resort. I usually set up my photo equipment early the first morning of our visit. If I am quiet enough, I can leave Carolyn sleeping as I sneak out around 6 am and set up my 5 light stands with strobes, backdrop and tripod with camera. Setting up takes about 15 to 20 minutes. I can easily get in an hour and a half of hummingbird photography before breakfast at 8 am. After breakfast, I normally photograph for another hour before Carolyn and I depart on an outing. Local attractions that we have visited include the Ramsey Canyon Nature Preserve, the San Pedro Riparian National Conservation area, historic Bisbee, Coronado National Memorial, and Kartchner Caverns. Another nearby attraction is the historic town of Tombstone. The San Pedro area offers good photo opportunities, easy hikes, and is another excellent birding area. The same can also be said of the Nature Preserve, and it is located next door to our B & B. Bisbee is only 23 miles away and is a great spot for lunch.



The Ramsey Canyon area is often called the "hummingbird capital of the U.S.," and other nearby resorts offer good opportunities to photograph hummingbirds, too. They also present a chance to see different species of hummingbirds as they are located at different elevations than Ramsey Canyon Inn. A total of 15 different species can be seen in this area! Most recommended spots outside of Ramsey Canyon are Ash

## Hummingbirds - Cont'd

Canyon B&B for sightings of the Lucifer hummingbird, and Beatty's for the White-eared hummingbird. Late afternoons are another good time for me to do more hummingbird photography, while Carolyn usually reads or photographs near the resort. The fading afternoon light often brings out deer or wild turkeys that are frequently seen around the resort.

Dinners are enjoyable as the Sierra Vista area offers many good restaurants, modest prices, and a wide variety of cuisine choices. Our local favorites include the Mesquite Grill for steak or seafood, Pizzeria Mimosa for Italian and Ricardo's for Mexican food.

Three full days at the resort are just the right amount of time for a visit, and give both of us a chance to relax, work on our photography interests, enjoy sightseeing, and indulge in dining out. If you like hummingbirds, consider Ramsey Canyon in the summer!



## 2016 Camera Club Schedule

### 3rd Quarter

#### Monday June 27: Showcase

"Alaska - Land of Contrast" & "Impressions of Cuba"

Clubhouse 3, Dining Room 2, 6:30PM

#### Tuesday June 28: Photography Workshop

"Macro Photography"

Clubhouse 4, Classroom, 1:15PM

#### Monday July 11: Showcase

"African Safari"

Clubhouse 3, Dining Room 2, 6:30PM

#### Tuesday July 12: Photography Workshop

"Creating Photo Collages"

Clubhouse 4, Classroom, 1:30PM - 3:30PM

#### Tuesday July 19: Workshop

"Dry Mounting Your Own Prints"

Clubhouse 4, Classroom, 1:30PM - 3:30PM

#### Tuesday July 19: 2 more Workshops on

"Adobe Elements 14"

See next page for details

#### Monday July 25: Digital Critique

Clubhouse 3, Dining Room 2, 6:30PM

Categories: Pictorial, Monochrome, Special  
Subject: Photojournalism

#### Monday August 8: Showcase

Clubhouse 3, Dining Room 2 at 6:30PM

#### Tuesday August 9: Workshop

Clubhouse 4, Classroom at 1:15PM

#### Monday August 22: Showcase

Clubhouse 3, Dining Room 2 at 6:30PM

#### Monday September 12: Showcase

Watch out for emails from the club for all details on upcoming showcases and workshops. For activities beyond the 3rd quarter, please check our club website for dates and topics.



Be sure to visit the club website [www.lhcameraclub.com/latest\\_news](http://www.lhcameraclub.com/latest_news) for more details on lectures, workshops, showcases, image critiques, archived images and much more helpful information.

## Updates from the Education Committee

By Jim Graver

**E**ducation presentations are still ongoing with recent programs “Mat Cutting” with Linda Berman, “Flower Photography” with Bonnie Beaux Fullerton and “DSLR Video Photography” by Canon. We have also completed a seven-session program on “Introduction the Elements”, the popular photo editing program among our members.

**Upcoming programs** will include:

- ◆ “Creating Photo Collages” by Ed Sinderman, on July 12, 2016, Clubhouse 4 Photography Classroom, 1:30 - 3:30 PM.

Using Photoshop Elements, Ed will take us through the steps of arranging your photos into a new and unique display that can be used as gifts or posters.


- ◆ “Dry Mounting your Own Prints” with Mark Rabinowitch, on July 19, 2016, Clubhouse 4 Photography Classroom, 1:30 - 3:30 PM.

Dry Mounting is the process of affixing artwork to foam board or some other flat, firm surface, using a uniform coat of adhesive between the art and the substrate, thus preventing the artwork from buckling or slumping in the frame.

- ◆ “Introduction to Adobe Elements 14”, a 7-session class from July 19 to August 23, 2016, Clubhouse 4, Fred Grainger Learning Center, 9:30 - 11:30 PM.
- ◆ “Advanced Adobe Elements 14”, a 7-session class from July 19 to August 23, 2016, Clubhouse 4, Fred Grainger Learning Center, 1:30 - 3:30 PM.
- ◆ “Understanding your Camera”, a 7-session class from July 14 to September 1, 2016, Clubhouse 4, Fred Grainger Learning Center, 10:00 - 11:30 PM.


Also in the works are Animal and Action Photography by Tom Getz and Mike Bray, and Photo Retouching and Restoration by Faro Mojhed. Emails will be sent out regarding these programs prior to their dates and you’ll be required to register for them.

Flower Photography



An example of a Photo Collage

Dry Mounting



## A Photographic Challenge: Focus on 1 Subject

By **Patricia Patti**

Do you remember the German photographer Horst Wackerbarth? His project, *The Red Couch - A Portrait of America*, was a central part of his life's work. Horst traveled all over the world with a simple red couch and photographed it in some of the most interesting and exotic locations on earth. This red couch was placed in concert halls, floating among icebergs, balanced on rock formations and even posed with wild animals. He won international awards and fame for this and other projects.

*The Red Couch by Horst Wackerbarth*

Web images



Many years ago in my first photography class we were given a similar assignment. We were instructed to choose a single object and photograph it in as many artistic ways as we could think of. Every photograph we took had to have the object in it.

For the class project I chose a pair of old running shoes. Trying to come up with different original locations was no easy task. Most of my images were thought out before shooting; then I could concentrate on light and composition.

This exercise may seem easy but it forces you to focus on your subject in unique ways. First you need to pick an object. It could be anything, from something cute or mundane to silly. If you decide to take on this challenge, I suggest you pick something not as cumbersome as a sofa! Test your creativity and place it in different scenarios. The juxtaposition of the object is the main goal. I remember one of my classmates who managed to get her red tricycle to dangle from a New York City crane! Nothing is off limits.

Do not forget to try macro for some interesting perspectives. This exercise could also be done in monochrome or one point color for a more cohesive presentation. The possibilities are many if you let your imagination work. Then display your finished series in a collage or slide show. You may be pleased with your work!

**Of Interest...**

- ◆ “Robert Mapplethorpe: The Perfect Medium” exhibit, The Getty Center, March 15 - July 31, 2016; <http://www.getty.edu/art/exhibitions/mapplethorpe/>
- ◆ “The Thrill of the Chase: The Wagstaff Collection of Photographs” exhibit, The Getty Center, March 15 - July 31, 2016; <http://www.getty.edu/visit/exhibitions/future.html>
- ◆ “Robert Mapplethorpe: The Perfect Medium” exhibit, LACMA, March 20 - July 31, 2016; <http://www.lacma.org/art/exhibition/robert-mapplethorpe-perfect-medium>
- ◆ “In Focus: Electric” exhibit, The Getty Center, April 5 - August 28, 2016; <http://www.getty.edu/visit/exhibitions/future.html>
- ◆ “Mummies of the World” exhibit, Bowers Museum, March 19 - September 5, 2016; <https://www.bowers.org/index.php/exhibitions/upcoming-exhibitions/457-mummies-of-the-world>
- ◆ “Japanese Prints and Photographs” exhibit, LACMA, May 21, 2016 - September 25, 2016; <http://www.lacma.org/art/exhibition/paths-through-modernity>
- ◆ “Cave Temples of DunHuang” exhibit, The Getty Center, May 7 - September 4, 2016; [http://www.getty.edu/research/exhibitions\\_events/exhibitions/cave\\_temples\\_dunhuang/](http://www.getty.edu/research/exhibitions_events/exhibitions/cave_temples_dunhuang/)

**Other Club's News...**

- ◆ Did you know that you can view the photos from the April 2016 Print Critique at the Laguna Woods Library, located near Clubhouse 1? Stop by and see the real things, both the winning images and other submissions.
- ◆ **Patricia Patti**, our Cameraderie team member, is also responsible for the Wall Display in Clubhouse 4 Classroom. In her own words, “If you are interested and would like to display your artwork, this is a good opportunity. You do not have to be super accomplished or have won numerous awards. We are looking for some newcomers and perhaps those that may be a bit shy! Please email me for more details! - [cytopatti@gmail.com](mailto:cytopatti@gmail.com)”

**Welcome to New Members****March 2016 - May 2016**

Charles Chaput  
Janet Ehrich  
Victor Ettinger  
Stuart Grant  
Rona Henry  
Ken Hirsch  
Judy Larsen  
Marilyn Michael  
Stacy Safion  
Jose Silva  
Howard Vork

**In Memoriam**

Clifford Getz  
Ron Wilkinson

View this and older issues online at <http://www.lhcameraclub.com/Cameraderie.html>

All Photography are copyrighted and by the articles' authors unless otherwise noted.

**Cameraderie Committee**

Editor: Mary-Rose Hoang  
Team: Carolyn Bray, Mike Bray, Bette Harper, Patricia Patti, Elaine Randolph

Any article, question, comment, suggestion please Email us: [cameraderie75@gmail.com](mailto:cameraderie75@gmail.com)

**E-mail**

**Cameraderie, Newsletter of  
The Camera Club of Laguna Hills,  
Laguna Woods, CA 92637  
Website: [www.lhcameraclub.com](http://www.lhcameraclub.com)**



<https://www.psa-photo.org/>