



Camerasaderie

June 2018

Volume 154



Camera Club of Laguna Woods, California; Organized 1966 - www.lhcameraclub.com

*** A Member Club of the Photographic Society of America, www.psa-photo.org ***

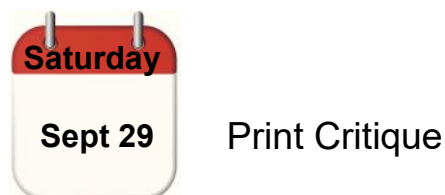


The 2018 Board of Directors and Officers

President	Mark Rabinowitch
Immediate Past President	Pat Wilkinson
Vice President, Digital Exhibition	Joel Goldstein and Russ Lazar
Vice President, Print Exhibition	Steve Martin
Vice President, Photo Lab	Larry Cunningham (acting)
Vice President, Education	Peter Battin
Secretary	Donnee Prestia
Treasurer	Edward Elwell
Membership	Rick Vettriano and Arnold Silverman
Hospitality	San Lagasse and Anita Anderson
Members-at-Large	Tom Getz, John Anderson, and Barbara Woolweaver
Webmaster	Elaine Randolph

Contact Board members via email cameraclublh@gmail.com or stop by the club's office in Club House 4.

Important Dates to Remember:



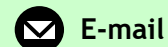
You can view this and older issues on the club's website at <http://www.lhcameraclub.com/Cameraderie.html>

All photography is copyrighted and by the articles' authors unless otherwise noted.

Cameraderie Committee

Editor: Mary-Rose Hoang
Team: Carolyn Bray, Mike Bray, Bette Harper, Eleanor Oyen, Patricia Patti, Elaine Randolph

Any article, question, comment, suggestion please Email us: cameraderie75@gmail.com



Cameraderie, Newsletter of
The Camera Club of Laguna Woods,
Laguna Woods, CA 92637
Website: www.lhcameraclub.com



<https://www.psa-photo.org/>



The Camera Club is on Facebook. Check us out!

On the Cover: "Notre Dame at Sunset" by Joel Goldstein, our featured member in this issue.

In this Issue...

1

The 2018 Board of Directors &
Dates to Remember

3

Honor Roll

3

Slide Show Competition Results

9

Spotlight on our Member: Joel
Goldstein

12

Photography Tips for Water
Imagery

15

A Report: Macro & Sports
Photography Classes

17

Report on Photoshop Elements
3 Class

17

Upcoming Showcase: Tide Pool
Photography by Dale Kobetich

18

CBE

Clubhouse 4 Gallery
Announcement; Special Exhibit
of Sir Don McCullin,

19

Club Activities Schedule - 3rd
Quarter of 2018

20

Welcome to New Members

20

Of Interest

20

Photo Ops

Photo by MRH

HONOR ROLL


2018 San Diego Fair Photography Contest

The early results of this year's San Diego Fair are in and we're happy to share them with you. Just so you know, San Diego Fair Photography Contest receives thousands of entries from contestants from all over the world who display top-notch skills and artistry.



1st Place, Sports Division
Ken Furuta



HONOR ROLL



Val Ascensio

2018 San Diego Fair (continued)

HONOR ROLL



Val Ascencio

At the Raw Color 2018 Exhibit
at Saddleback College - continued from last issue



Susan Brown Matsumoto



Jim Graver



Ron Harris



Jim Graver

The 2018 Slide Show Competition

HONOR ROLL

Hot off the press! The results of the club's 2018 Slide Show Competition are in. The competition included 15 shows which display growing talents of our members over the years. Below are the winners in their own words and links to their shows.

First Place: "The World of Macro Photography" by **Jim Graver**



"I used a previous 15-min show on Macro Photography as the base and had to edit it to meet the 6-min requirement of the competition. You would think it was easy but, for me it was not, as I have so much material to choose from. I also recently upgraded my ProShow Gold from version 6 to version 9 so I had a learning curve as well. I submitted the show at the prodding and encouragement from Pat Wilkinson. If she did not encourage me, I would not be having that big gold medal hanging in my office. She has been a mentor to me in many photographic related subjects and we especially love photographing flowers." - Jim Graver


Click on the image on the left and enjoy the show.

Second Place: "Cats Rule the World" by **Pat Wilkinson**

"Since becoming involved with the Village Cat Club about a year ago, my knowledge and experience through photographing our adoptees has made my appreciation and respect for these furry creatures grow ten-fold. They are each individuals with their own personalities and idiosyncrasies.

Photographing cats is great fun, and I got the idea for this show simply by sharing the photos I've taken and thinking how fun it would be to have the cats speak for themselves. There is, incidentally, no way of talking about cats that enables one to come off as a sane person. Ever since adopting Missy, I am a bit insane! With love that is." - Pat Wilkinson

Click on the cat image to watch the show.

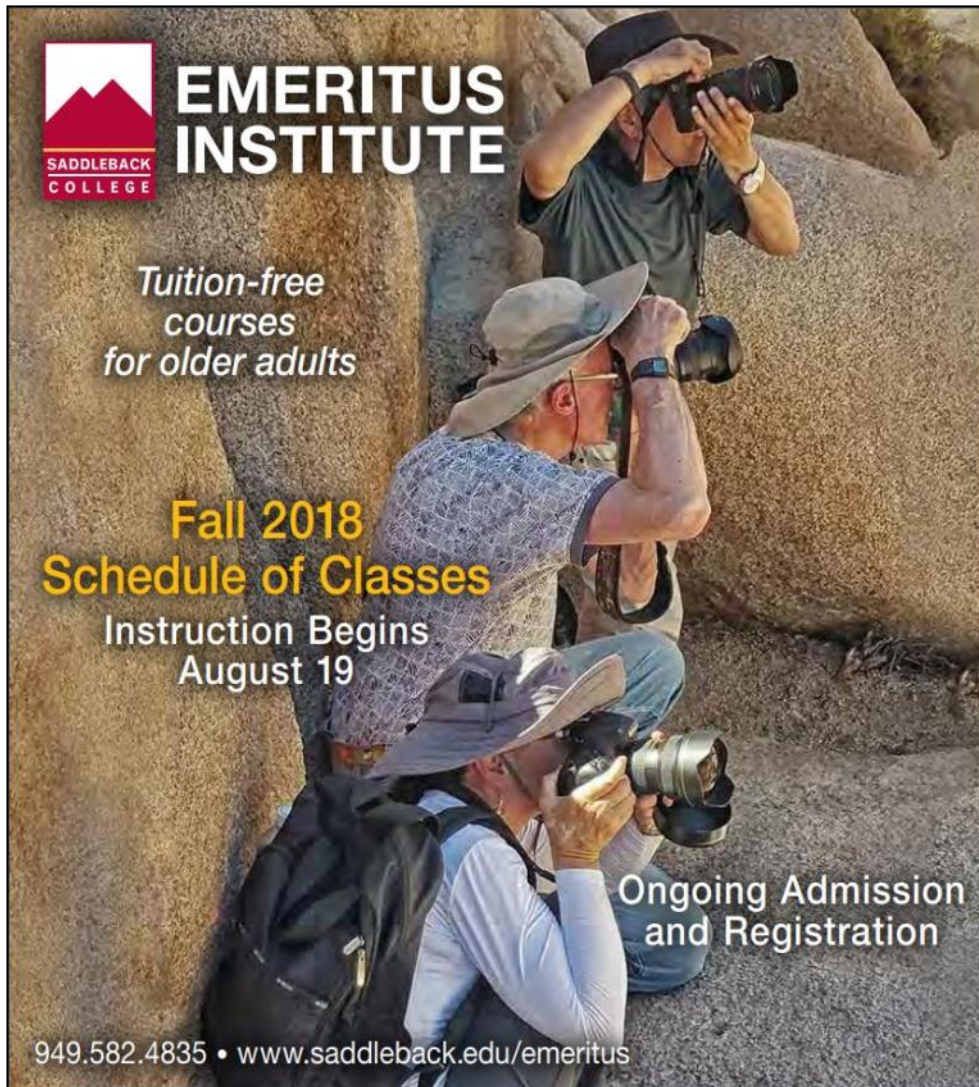


Third Place: "Tennis in the Desert" by **Ken Furuta**

"Images in this show were taken over the past four years at the BNP Paribas Tennis Tournament held in Indian Wells, CA. Aside from the four major Grand Slam tournaments, this is the best-attended tennis tournament in the world and draws the world's best players each year." - Ken Furuta

Click on the image of the tennis player to watch the show.





EMERITUS INSTITUTE

SADDLEBACK COLLEGE

Tuition-free courses for older adults

Fall 2018 Schedule of Classes

Instruction Begins August 19

Ongoing Admission and Registration

949.582.4835 • www.saddleback.edu/emeritus

Congratulations to Mike Bray who had photographed this scene showcasing our club members in action! The image is on the cover of the Fall 2018 Class Schedule of the Saddleback Emeritus Institute.

ON THE COVER:
Fall Photographers photograph by Mike Bray

"Saddleback College Emeritus student photographers George, Ken, and Linda are featured on a photo shoot in Joshua Tree National Park. Group outings and field trips are popular outings for students in Emeritus Institute photography classes."

Note: Received any award and/or honor for your images or are featured in any publication or exhibit since our last newsletter? Email us a copy with all details about your wins or articles so that the Cameraderie can include them in our next issue. Thanks.
- The Cameraderie

SPOTLIGHT on our MEMBERS

Joel Goldstein

By Mike Bray



Joel and Marcia Goldstein

Over the past several years, our Laguna Hills Camera Club has experienced periods of steep declines in membership and participation in club activities followed by periods of growth and increases in attendance in club offerings. When Joel Goldstein first joined the LHCC board as vice president of educational activities in 2011, our membership rolls were around 200 members. Joel energized the offerings of educational classes and workshops with programs for all levels of photographers. By the end of Joel's first stint on the board in December 2013, our membership rolls exceeded 400 participants. Membership declined in the following two years, reaching a low of 257 members in December of 2015. Not long after that, Joel returned to help out with publicity and soon our ranks started swelling again. At year's end 2017 we had 357 members. Did Joel play a role in our growth in membership? You betcha! When Joel was called upon to serve on the board again for 2018 as a co-vice president of Digital Presentations, he graciously volunteered to serve once again. We are lucky to have him back on our board of directors!

I interviewed Joel over lunch on June 5th,

which happened to be his birthday! His birthday came one day after his wedding anniversary, and this year was number 55 for Joel and his bride Marcia. From our conversation, I learned that Joel's early years were spent on the south side of Chicago, and later in Highland Park. The move might have caused confusion as to which pro baseball team to root for, but he is a lifelong Cubs fan. Although the first in his family to attend college, Joel set the bar high for other family members to follow in pursuing higher education. First, Joel earned his undergraduate degree at well regarded Grinnell College in Iowa, and then continued on at the University of Kansas where he earned his Masters and PhD degrees in social psychology. Joel met Marcia at the University of Kansas in graduate school, where Marcia earned her Master's degree in sociology. Studies kept them both busy; they married between spring and summer semesters in 1963.

Joel's career path took him first to Carnegie Mellon University where he served as assistant professor of psychology, and finally on to the National Institute of Mental Health. At NIMH, Joel's responsibilities included administering research in the fields of substance abuse and



London Eye



Big Sur Waterfall

"Viewer's Choice" 1st Place award in the California Coastal Commission Photography Competition in 2012

mental health issues as well as program management. Joel retired from federal service in 1997.

Joel's interest in photography dates back to his childhood. His first camera was a Kodak Brownie and first photos were travel vacation images taken on a family trip to Arizona when Joel was in the 5th grade. The photography interest was rekindled when Joel bought a Konica film camera after grad school. Family photos have always been prized by Joel, and memories of his parents, as well as other family members and friends, have been well preserved in an extensive collection. Joel explained that he had 167

trays of slides, each with 100 slides, along with 15 boxes of prints and negatives, some still in a storage locker. The slides were culled and digitized, and he is working on the prints. Joel has used a series of Panasonic FZ series superzoom cameras, and just bought the FZ2500. He prefers these for their light weight, quality optics, and zoom capability which eliminates the need for replaceable lenses. Today Joel's interest in photography incorporates his love of family portraiture, travel, flowers, landscapes and special events, such as reunions or the Laguna Woods Senior Games. Using photography to document people and events is what drives Joel's passion for his hobby.

Joel joined the camera club in 2007 and has been active in all aspects of club activities. He feels that the club critiques have helped him learn a great deal about composition and the “do’s” and “don’ts” in processing finished images. Even though Joel is modest about his photographic abilities, his image “Big Sur Waterfall” won the “Viewer’s Choice” first place award in the California Coastal Commission Photography competition in 2012. But Joel’s talents and contributions to our club go well beyond his personal photography. His early work with advertising in the Globe for our showcase offerings has raised attendance at these monthly events to record levels. He recognizes the importance of crafting showcase and educational offerings to all levels of abilities in the club; this, too, has helped attract new participants and been appreciated by current members. Thank you Joel, for all you do for us!



Joel teaching at Camera Club



Federal Wall



Smooth Sailing

What makes photography a strange invention is that its primary raw materials are light and time.

John Berger



Photography tips for Water Imagery

By Mike Bray

Water is a great subject for photography. It can work as a stand-alone subject or comprise a backdrop for a different subject in a scene. Since we live in close proximity to the ocean, we have a great opportunity to utilize water scenes in our photography. Water comes in many forms, and in many places besides the ocean, so opportunities to photograph water are boundless. Techniques for capturing water in a photograph are also varied, and can give creative expression to your image. Where to start?

Tip # 1. Create a Peaceful Mood with Slow Shutter Speed:

When starting out with water as part of your composition, consider the lighting conditions, the scene in front of you and the mood you hope to create. One way to create a peaceful mood is to slow the camera shutter and show moving water in a silky, soft form. Camera equipment you may need for this effect include a tripod, dslr or mirrorless camera, and a neutral density filter or polarizing filter.

In the two photos to the right by Carolyn Bray, the camera shutter speed was slowed to 1/13th of a second and 1/5th of a second, respectively. A tripod was used for both images.



Tip # 2. Use Fast Shutter Speed to Freeze the Action:

With a fast shutter, water action and movement can be “frozen” in time. This effect can be desirable when photographing water sports or when detailing wave action.

In the next two photos, a shutter speed over 1/500th of a second froze the water droplets. It also gave the water a look of hard texture and dramatic feeling.





Tip # 3. Use Water as a Mirror:

When calm, water can act as a natural mirror. Using the water's surface may allow a photo composition including the reflected object, or may work with only the reflection itself.



Tip # 4. Use Water as a Filter:

Use water as a filtering mechanism. Seeing your subject through the prism of water can alter the look and create a different mood in your photograph. In the first photograph below, fog acts as a filter and creates a quiet, peaceful mood. In the second image, the water around the swimmer changes the view, contrast and overall composition of the subject. Timing was the critical factor with the swimmer photo; I needed to trip the shutter just before he broke the surface of the water.



Photography by Carolyn and Mike Bray

Tip # 5. Use Panning Technique:

Experiment with a panning technique when shooting action shots involving water. This technique can lead to an accelerated look with the water when the subject appears frozen. Done successfully, this method will render a photo with drama and water with movement. That being said, panning is a challenge to master as it requires a steady hand and excellent timing.

In the photos that follow, several attempts were made for each photograph in trying to get just the right shutter speed. With the water slide, I ended up with 1/30th of a second, but with the surfer girl and a longer focal length, I ended up with 1/160th of a second.



Tip # 6. Shoot in Black & White:

Quite often, water has a high contrast with objects around it and presents a great opportunity for black and white imagery. Look for opportunities to photograph water in black and white. Be sure to watch your exposure so you don't over-expose the whites. The original images below were first shot in color, but converted to black and white.



A Report: Macro Photography and Sports Photography Classes

By Jim Graver

Macro Photography Class & Field Trip

Earlier this year Jim Graver conducted a class on Macro Photography which is his specialty. To capture images of a tiny world, attendees learned about equipment, focusing, depth of field, lighting, etc... and even some post processing techniques. Two weeks after the class, students went on a field trip to Green Thumb Nursery to put the lessons into practice. Subjects abounded: flowers, plants, statues, vases and even people. The pace of the field trip was leisurely with plenty of time to compose that perfect shot and questions were asked and answers were given. Afterwards, the class moved back to the Learning Center to show and discuss the best four of each student's photos. The students walked away from the class with all class material and some with a large print of their macro image, a very satisfying feeling indeed.



A Report: Macro and Sports Photography Classes (Continued)

Sports Photography Class & Field Trip

Last May Mike Bray held a class about Sports or Action Photography. If you've seen his images of swimmers, surfers, and hummingbirds, you know you're learning from a pro. Assisted by George Harper and Ken Furuta, two other talented club members, Mike shared the secrets behind taking fast moving objects and people. He covered many topics from lenses and camera equipment, to panning, interesting angles, the use of a polarizing filter, and many more. To prepare for an outing to Huntington Beach to capture surfers, Mike also included some more tips: use the right lens, proper exposure for water and subject, and the location of the horizon line, just to mention a few. Those tips were very useful to the students when they went to Huntington Beach to photograph a surfing competition. The students also learned to bring sun screen, drinking water, a hat (items to help you stay comfortable) and, of course, how to protect your equipment from sand. After a lunch break they reconvened at the Learning Center to share and review the students' photos. The students enjoyed this format of instructions followed by hands-on application of what was learned, especially when the three instructors were on hand for answers and feedback. Many thanks to Mike, George and Ken for the experience in learning action photography.



Cameraderie



Photoshop Elements 3 Class

By Pat Patti



This June the Camera Club offered a series of Photoshop Element classes thanks to the coordinating efforts of Peter Battin our Vice President of Education. These classes were taught by Art Ramirez. Art is an experienced teacher and can show you more than one way to accomplish the same thing in the editing process. He is fun, knowledgeable and very patient. For his complete bio visit his web site www.phototrainer.com.

There were 3 sets of 4 weeks each of Photoshop Elements classes offered for a small fee. The very basics were reviewed and more advanced edits with layers and adjustment layers were discussed. The class was held in the Clubhouse 4 computer room which can hold 10 students comfortably. Each station has either a Mac or a PC. Students followed along, step by step, as the editing process was discussed. The advantage of watching, then doing the edit helped reinforce the learning experience and also exposed the mystery of how some of these photo manipulations are done. Furthermore, the small size of the class along with a lot of one to one assistance are a definite plus.

Keep checking your email for when the next beginners class will be scheduled this fall.

Upcoming Showcase:

Tide Pool Photography By Dale Kobetich

Monday July 9

Camera Club Showcase, by Dale Kobetich on Monday, July 9, 2018

Clubhouse 3, DR 2, 6:30pm for snacks and socializing, and Showcase at 7pm.

Dale Kobetich constructs his own waterproof housings which permit him to take amazing photographs showing both underwater and above water combined images. These housings are what he calls his underwater studio as they permit him to adjust lighting and perspective in the water as he works. The results are some of the most spectacular tidepool and ocean photos imaginable. He will show his new, groundbreaking device for the first time at this meeting and show images taken in the water and above the water, using drones. Prepare to be amazed and enraptured by his work.



Club House 4 Classroom Gallery - Announcement

Submissions for the Classroom Gallery in Clubhouse 4 are now being accepted!

I will only accept the first 20 photographers who RSVP me at cytopatti@gmail.com.

Please comply with the following rules:

- * The theme will be **Children**.
- * Only current Camera Club members may participate.
- * Deadline is Friday, August 3rd.
- * You must mat your prints; mat colors: black or white.
- * Prints can be black and white or color.
- * Print Size - 8x10 or 11x14
- * You may edit your photograph.
- * Photos may be taken with any type of camera, including smartphones!
- * Leave your matted labeled print in the box marked Classroom Gallery by **August 3rd**.
- * Put your name on the back of your print!
- * The photos will be displayed from September - December 2018

We look forward to seeing your creative work!

Patricia Patti



In addition:

Twice a year we feature three Camera club photographers in the Classroom Showcase Gallery at Club 4. If you have 8-10 prints that have not been displayed before and would like to be considered please email Pat Patti - cytopatti@gmail.com.

A Special Gallery Exhibition by British Photographer

Sir Don McCullin, CBE

23 June - 23 September 2018

Los Angeles

Hauser and Wirth which has numerous locations all over the world has announced a special gallery Exhibition by British Photographer Sir Don McCullin, CBE, a British photojournalist, particularly recognized for his war photography and societal upheaval of his home country.

Click [here](#) to get more information on this special event!

2018 Camera Club Schedule
3rd Quarter

July 9 Monday	Showcase: "Tide Pool Photography" Presenter: Dale Kobetich
July 10 Tuesday	Workshop/Class: Pet Photography CH 4, Photo Lab, 1:30PM
July 23 Monday	Digital Critique Judge: Laura Hoffman Special Subject: Architecture
August 13 Monday	Showcase: Presenter: Jami Taris and Theo Allofs
August 14 Tuesday	Workshop/Class
August 27 Monday	Showcase Presenters: Club Members
September 10 Monday	Showcase: Presenter: Steve Ryang
September 11 Tuesday	Workshop/Class
September 24 Monday	Digital Critique Judge: Tim Mathiesen Special Subject: Red
September 29 Saturday	Print Critique Judge: Barbara Thompson Special Subject: Macro

Watch out for emails from the club for all details on upcoming showcases and workshops. For activities beyond the 3rd quarter, please check our club website for dates and topics.



Be sure to visit the club website www.lhcameraclub.com/latest_news for more details on lectures, workshops, showcases, image critiques, archived images and much more helpful information.

Welcome to Our New Members

April - June 2018



Alice Antoniou
Janet C. Ashlock
Eleanor Bartholomew
Pat Bettendorf
Burt Lehman

Hanna A. Lewicki
Carol Sandusky
Gary Seretsky
Annie Zipkin

PHOTO OPS: June – September

- ◆ **King Tut: Treasures of the Golden Pharaoh**, through January 16, 2019, Los Angeles. <https://kingtutexhibition.com/en/>
- ◆ **San Diego County Fair**, June 1 - July 4, Del Mar Fairgrounds, Del Mar. <https://sdfair.com/>
- ◆ **Sawdust Art Festival**, June 29 - September 2, Laguna Beach. <https://sawdustartfestival.org/festivals/>
- ◆ **Orange County Fair**, July 13 - August 12, Costa Mesa. <https://ocfair.com/>
- ◆ **2018 US Open of Surfing**, July 28 - August 5, Huntington Beach. Click [here](#) for more information.
- ◆ **Orange International Street Fair**, August 31 - September 2, Old Town, Orange. <http://www.orangestreetfair.org/>

Of Interest...

- ◆ **“Beyond the Nile: Egypt and the Classical World”** exhibit, The Getty Center, March 27 - September 9; <http://www.getty.edu/art/exhibitions/egypt/index.html>
- ◆ **“In Focus: Expressions”** exhibit, The Getty Center, until October 7; http://www.getty.edu/art/exhibitions/focus_expressions/index.html
- ◆ **“Voyage to Vietnam: Celebrating the Tet Festival”** exhibit, The Bowers Museum, until August 19; <https://www.bowers.org/index.php/exhibitions/upcoming-exhibitions/493-voyage-to-vietnam-celebrating-the-tet-festival>
- ◆ **“African Twilight: Vanishing Rituals and Ceremonies”** exhibit, The Bowers Museum, July 7 - January 6, 2019; <https://www.bowers.org/index.php/exhibitions/upcoming-exhibitions/503-african-twilight-vanishing-rituals-ceremonies>