




Camerasaderie

Spring 2020

Volume 160



Camera Club of Laguna Woods, California; Organized 1966 - www.lhcameraclub.com

*** A Member Club of the Photographic Society of America, www.psa-photo.org ***




The 2020 Board of Directors and Officers

President	Rodney Cooper
Immediate Past President	Russ Lazar
Vice President, Showcases	TBA
Vice President, Digital Exhibition	Russ Lazar
Vice President, Photo Lab	Larry Cunningham
Vice President, Education	Fred Walterreit
Secretary	TBA
Treasurer	Edward Elwell
Membership	Rick Vetrriano and Arnold Silverman
Hospitality	San Lagasse
Publicity	Joel Goldstein
Members-at-Large	Tom Getz, Pat Wilkinson, and Peter Battin
Webmaster	Elaine Randolph
Editor, <i>Cameraderie</i>	Mary-Rose Hoang

Contact Board members via email cameraclublh@gmail.com.

Save The Date:



Wed
May 20

Digital Critique Due Date

Special Subject:
Night Photography


All photos due:
Wednesday
05/20/2020 by
5:00PM

You can view this and older issues on the Club's website at <http://www.lhcameraclub.com/Cameraderie.html>

All photography is copyrighted and by the articles' authors unless otherwise noted.

Cameraderie Committee

Editor: Mary-Rose Hoang
Team: Carolyn Bray, Mike Bray, Joel Goldstein, Bette Harper, Eleanor Oyen, Patricia Patti, Elaine Randolph

Any article, question, comment, suggestion please Email us: cameraclublh@gmail.com
attn: **Cameraderie**  E-mail



The Camera Club is on Facebook. Check us out!

On the Cover: Myth of a Rainy Night by San Lagasse, our featured member in this issue.

PSA has gone worldwide as reflected in its new logo! Although the Camera Club is already a member, you could become its member and enjoy many benefits, too many to list here. So check its website <https://psa-photo.org/>

Cameraderie, Newsletter of
The Camera Club of Laguna Woods,
Laguna Woods, CA 92637
Website: www.lhcameraclub.com



<https://www.psa-photo.org/>



President's Message
By **Rodney Cooper**

Hello, I hope you are all staying safe and well. I must admit that when I volunteered to become President of the Camera Club, I had no idea that so soon in my term there would be a situation like the one that we are currently experiencing. It has caused me and the Board to rethink what we can do this year, and we are trying to find new ways to provide activities and information. We are also looking for ideas and information from all of you both for things we can do during the current restrictions, and also beyond, for the time after restrictions have been safely lifted. In light of this we will ask you to participate in one or more surveys to gather data which can be used to inform our decision making.

We also need to make sure that we have a sound footing going forward and that requires a governing Board of enthusiastic volunteers, like the wonderful people I am currently privileged to work with. We are looking for new blood on the Board as some of our current members have plans which make their future participation impossible. So, I would like to take this opportunity to ask for volunteers to run for next year's Board; we can even provide you with an opportunity to get an early start in some positions. We are in immediate need of a **Secretary** (Board meeting minutes and Club file maintenance), and **VP of Showcases** (to make sure we have presenters for each of the slots for the beginning of next year). We will need a **VP for Digital Critiques** next year and the other positions are not yet definitely filled. For anyone who feels that they would like to volunteer but are not sure they could fulfill a role on the Board there are opportunities to

Cameraderie | Spring 2020

In this Issue...

- 1** The 2020 Board of Directors & Dates to Remember
- 2** President's Message
- 3** Honor Roll
- 6** Our Member: San Lagasse
- 9** Shelter-in-place Photography
- 12** Helpful Resources
- 13** Why Use Google Photos
- 16** Welcome to New Members

Photo by MRH

support the Board members in performing their tasks; additionally we have enjoyed a great deal of success with two people sharing the duties of an office as Arnold Silverman and Rick Vettriano have done for Membership.

I hope that the current pandemic and the safety precautions it has engendered come to a swift end and that we can return to a sense of normality. I also hope that we can all be prudent about our interactions and be sure that we are taking appropriate precautions to keep ourselves and our loved ones safe as restrictions are relaxed. Stay safe and be well.

Rodney


HONOR ROLL

From the March 2020 Digital Critique

Pictorial



Feathered Warrior
Ken Furuta



Warm Glow
Violet Kong

Monochrome



How about a Little Roll in
the Hay?

George Harper

Special Subject: Cute



Off My Back,
Please!

Ken Furuta

The Camera Club had a virtual Digital Critique in March. A professional judge scored and commented on the submitted entries. Photos on the last 2 pages received a score of 9, the highest possible. All entries, and their scores and comments, may be seen in the Winning Image section of our website, lhcameraclub.com.

The next digital critique will be held on May 25. Entries are due by 5:00PM on Wednesday, May 20. The Special Subject is Night Photography. See [Page 15](#) for more details.

By Joel Goldstein



This photo by Fred Cantor was exhibited at the Art Libris, the 22nd Annual Juried Art Show staged by the Pequot Library in Southport, CT. The show featured work in all media and it included the work of some prominent Connecticut painters and sculptors.

Note: Have you received any award and/or honor for your images or are you featured in any publication or exhibit since our last newsletter? Email a copy to us with all details about your wins or articles so that the Cameraderie can include them in our next issue.
Thanks.
- **The Cameraderie**

San Lagasse: She Dared to Dream! By Mike Bray



San Lagasse is the Chairperson of Hospitality for our Camera Club. In this role, San plans and organizes our holiday party each December and oversees the refreshment table and staffing at our showcase events. These events are popular and keep our membership connected socially. The food offerings at the showcase events now occasionally involve ice cream, a very popular item San added to the parade of goodies set out for attendees. San mentioned that she is

sometimes now referred to as the “ice cream lady.” The Club has signed up many new members due to the popularity of the showcase events and the welcoming refreshment table.

San grew up in the French speaking northeast corner of Maine in a small town of Caribou. She explained that family roots trace her North American French ancestry dates back to Quebec City in the 1650’s and the St. John’s Valley in Maine to the 1850’s. San’s nuclear family consisted of her parents, two older brothers, and later, a younger brother and sister. San thought often about the bigger world beyond St. John’s Valley.

As were most parents that grew up during the depression, San’s mother and father were serious and businesslike. In her first year of college, San took business courses, hated the curriculum, and decided to take the next year off from her studies to travel Europe. She describes the adventure as life changing, as it was a year of self-discovery and a unique educational experience of immersion into

European culture. She had truly followed her dream! San related that after returning to the University of Maine, “I took only classes that were of interest: art, history, and photography. Photography stuck.”



San Lagasse - continued

San spoke about her early years as a photographer. “Learning the swings and tilts of the 8 by 10 camera, mastering street photography with the Rolleiflex and loving my Nikon with just a normal lens was transformative. Being in the dark and watching an image emerge from that blank page was exciting. Briefly trying to make a go at being a portrait photographer, I quickly discovered anything with the word business in it wasn’t for me.”


“After taking an interest exam, the three professions I have the most in common with are photographer, merchant marine and English teacher. Photography didn’t work out. Merchant marine wouldn’t because I get seasick. But English teachers love books, so I became a librarian. However, I never lost my passion for photography.”

San received her Master of Arts in library science. Marriage won out over a career opportunity to work in Japan, and San and her husband moved to southern California. San worked as a librarian in the Los Angeles area and moved to Laguna Woods in 2013. Mark Rabinowitch introduced San to the



camera club, and early on in her membership San took on the role of lab supervisor on Thursday evenings. Her involvement in digital critiques started in 2017. In that same year, San won “Best of Show” at the LHCC year’s end awards competition for “5 Trees.” What a grand entrance to our competitions!

San explained that her passion for travel is still strong. She visits relatives and friends in Maine once or twice each year, and looks forward to visiting new destinations in the future. She said, “although travels are curtailed at the moment with plans for Croatia just cancelled, it will be my next travel adventure.” (I’m hoping her delayed trip to Japan gets on a future itinerary, too!)



San Lagasse - continued

In assessing her current life in the Village, San stated, "In retirement, something social, creative and physical are part of each day. Throw in continued learning with classes and volunteering as a docent at the Bowers, my days are rich. Designing comes intuitively to me with most of my hobbies drawing from that. For family and friends, I do interior decorating, landscape design and photography walls. For me, I do silversmithing, stained glass, gardening and photography."

Well done, San. You are indeed still living the dream!



How many photographers does it take to change a light bulb? 50. One to change the bulb, and forty-nine to say, I could have done that!

Staying active with COVID-19 Rules: Shelter in Place Photography

By Mike Bray

We are living under stringent rules and close to a lockdown on our normal mobility. Most of us are getting stir-crazy and longing for time with grandkids, dinner at our favorite restaurant, and an outing to do some photography. Rumors are circulating as I write this article that some rules about shelter in place may be easing soon. Who knows when this may happen? We seniors are in the highest risk group, so our escape from lockdown may come later. If so, we can still pursue our photography hobby around the house and on nature walks.

I gave myself a challenge to post a photo a day on social media during our period of semi-quarantine. I started with birds that visited my yard. The idea was to put up something positive each day to counter the stream of negativity connected to the stories about the spread of COVID-19. For a few days I had a different bird showing up every day. Below are early examples.




Hooded Oriole



Western Bluebird

Yellow-Rumped Warbler



House Finch

Shelter in Place Photography - Continued

Because of recent rains, I was sometimes restricted to taking photos out the window. It worked well most of the time; the bluebird shown above is just such an example. There have been 13 different species that have made an appearance in my yard over the last 23 days. I have taken photos of all but one species; the crow did not meet my beauty requirements!

Bird photography requires a long lens and patience. I've tried to balance time photographing birds with other types of photo subjects. Flowers and mushrooms are plentiful after so much rain that we have had and provide good subject material for my cellphone camera. Below are some flora examples taken with my cellphone camera.



Flower in the Rain



Dried up Mushroom



Power Point



Yellow Flower



Mushroom #2


Shelter in Place Photography - Continued

Other photography options may present themselves on walks, in stores on the rare shopping venture, or more often, just around the house. The latter is true both inside and outside your home. Look for special moments, especially when children or pets are present. Be aware of patterns, leading lines, and subjects with high contrast. The following are examples from photo sessions near home.

Keep your camera in mind when you are shopping, reorganizing the shelves, or taking a walk. Our photography hobby provides a great diversion to the sameness of feeling stuck at home. It also gives us a means of communicating with friends and making our universe just a little bigger.



Laughter is the Healthiest Medicine



A Winding Pathway



Backlit Fountain



Crystal Reflection

Helpful Resources to Improve your Photography

By Mary-Rose Hoang

So you have your workflow for processing your photos: take them, download them to your Mac or PC, then use Photoshop Elements, or Photoshop CC or Lightroom to edit them. You may also edit them on your cellphone using its native editor or Snapseed which we have featured back in the June 2017 issue or other apps.

With the order “shelter in place” the Internet is the best place to find resources to up your photography game in each step of the process. Below are some suggestions:

I. Newsletters/emails/websites:

Two of my favorites are from the websites “<https://digital-photography-school.com/>” and “<https://www.picturecorrect.com/>”. Sign up for their email and you will receive emails with more tips and information than you can process. Another website is <https://petapixel.com/>. And don’t forget google.com which is the start of all your searches.



II. youTube channels:

Type your search words e.g. “Photoshop Elements tutorials” or “how to...” and a list of various videos will be listed. Each presenter has their own information and their own personality. You decide which one to follow and watch.

1. “Photoshop Elements
2. “Photoshop Tutorials”
3. “Scott Kelby”
4. “Matt Kloskowski”
5. “Serge Ramelli Photography”
6. “Tony and Chelsea Northrup”

The main players such as Apple or Adobe all have their own channels which offer many tutorials.

III. As for the slideshow creators:

1. “Photopia”
2. “Choice Slides”

For the competitor in you, there is photocrowd.com website. Here is what **Patti Patricia** says about it: “I enjoy the website Photocrowd. Once you join (for free) you can receive feedback and enter contests with your photos. It is for all levels of photographers. The quality and quantity of all genres of photography really inspire me. I have a few photos under my name if you would like to take a look and even vote for mine! It is a fun secure place to see other photographers from all over the world.”

Lastly, be sure to check the Club’s website <http://www.lhcameraclub.com/>, its facebook page (just search for “laguna woods camera club”) and the Club’s emails for more information pertaining to the Club’s activities.



Why Use Google Photos?



By Joel Goldstein

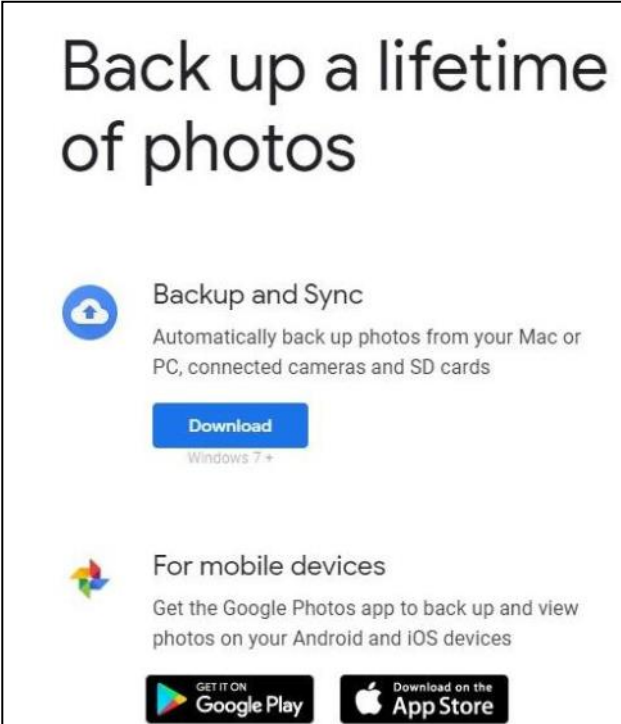
I'm going to make a bold assertion: everyone who takes pictures can benefit from using Google Photos (GP). This service already has 1 billion users! In the space available here I cannot explain all the features of this amazing service, but I will provide links to further information.

What does it do? It allows you to store for free an unlimited number of images or videos on the Internet, to organize them into unlimited albums, to search for images using an amazing artificial intelligence capability, to share them easily—and more. Photos from smartphones are automatically uploaded to the service via Android or iPhone apps. Photos on your computer are automatically uploaded to the service if you tell GP where to look, or they may be uploaded on command. Once on GP your images may be edited using about 40 provided editing tools (or more if you use the associated app, Snapseed)—or you can edit them with ANY editing program before they are uploaded to GP. Individual or groups of images may be downloaded.


Within GP they may be organized into albums which are simply any number of images “tagged” as belonging to that album, and images may be in any number of albums; also images may be added to, or removed from, albums at any time. You may share them via links to social media sites or by using any email program. The sharing may be for album(s) or just a one-time selection of images. Your images are accessible anywhere you have access to the Internet.

Photos are not compressed if they do not exceed 16MP each. If a photo is larger than 16MP, it will be resized to 16MP. You can print good quality 16MP photos in sizes up to 24 inches x 16 inches. Videos higher than 1080p will be resized to high-definition 1080p. A video with 1080p or less will look close to the original. There is also a pay option to have them never be compressed. I find that the free option is fine for everything short of massive enlargements.


Here is a simple way to learn Google Photos: [short introduction](#). Start by downloading the app at your app store or at www.google.com/photos/about/.



Back up a lifetime of photos

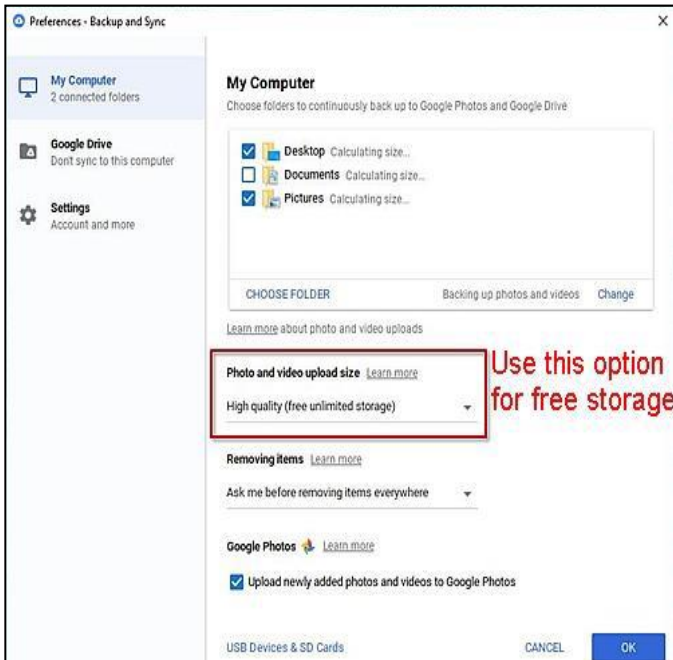
 Backup and Sync
Automatically back up photos from your Mac or PC, connected cameras and SD cards

[Download](#)
Windows 7 +


 For mobile devices
Get the Google Photos app to back up and view photos on your Android and iOS devices

[GET IT ON Google Play](#) [Download on the App Store](#)

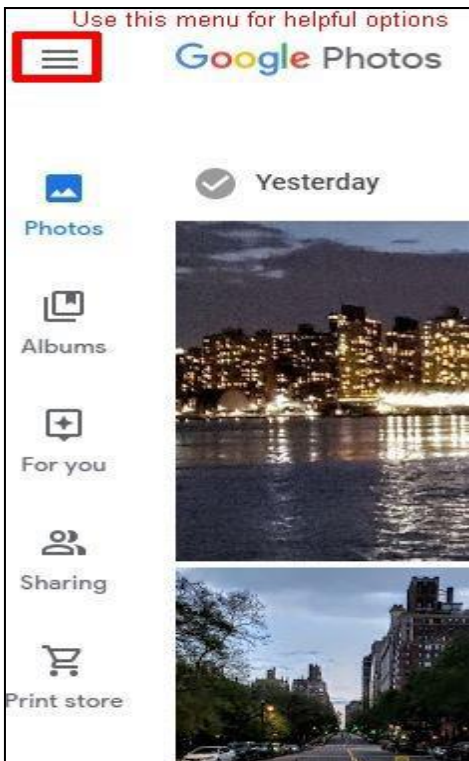
Your next step is to select your preferred storage option.



Images may also be manually uploaded from any other location on your computer. Again, once images are in GP you may edit them, create albums (and more), and share them (including allowing others to add their images to your albums). Prints or slides may have their date and location information updated by individual image or groups of them. This is especially useful for scanned prints or slides.



Once installed on your smartphone, GP will upload the photos stored on it and automatically add future shots. Once installed on your computer, it will upload images in the folders you indicated in the set-up process. This can be modified in the Settings which is one of the choices in the menu selected here:



The Information option allows you to write as much about the image as you wish. This information appears along with the image when they are viewed—except in the Slideshow viewing mode. The typical metadata is included.

The Search features amaze many people. Using artificial intelligence, GP can find all images of a person (no matter the age, clothing, pose, etc.), thing, mood (e.g., “happy”), location, or combination (e.g., “Joel swimming”). Individuals (and pets) can be named, but need not be, to be found with the search feature. There is a built-in capability to improve and correct searches.

The sharing option allows you to send many pictures to many people with a single email or text. Recipients do not need to have a Google account, to download anything, or know anything more

Google Photos?

- Continued

than to click on a link. Use the links in this article to guide you through these features. Sharing may also be done to social media platforms.

Space does not allow me to say much more here, but the Geeks On Tour have many videos on using Google Photos [here](#). They are well worth exploring. They also offer a [book on using GP](#) if you prefer the written word. I hope I have whetted your appetite to learn more about the fantastic service. Basic use comes easily; advanced features follow naturally. See an example of an album I made [here](#). You may come to love it. Happy exploring!



shutterstock.com • 490437292

Club's Announcements

By Joel Goldstein

The Camera Club will have a digital critique on May 25. Entries are due by 5:00PM on Wednesday, May 20. The Special Subject is *Night Photography*. Members may submit 2 pictorial, one monochrome, and one special category image. For details, see the Digital Competition Rules (PDF) and 2020 Special Subjects explanation (PDF) at lhcameraclub.com.

You can watch judge Art Ramirez critiquing the submissions on Monday 5/25 at 6:30PM on Zoom. Click on this link <https://zoom.us/join> and enter Meeting ID = 830 6486 5026, and the Password = 188838.

Camera Club Member Presentations on Village TV – At 11:30AM each Wednesday to Noon, and from 10:30 to 11:00 on Saturday mornings. These shows are often posted on YouTube and enjoy a nice following and allow those living outside of the Village to see them. The May show by Laurie Bau features the Albuquerque Balloon Festival and Glacier National Park.

A Little Humor....



During this pandemic time, please watch out for the Club's emails for any information and announcements pertaining to Club's activities.

Internet Photos

Welcome to Our New Members
January - March 2020

Glenn Abelson
Robert Banks
Robert Beck
Lori Beck
Gil Brenner
Fred Cantor
Christine Cencak
Conway Chu
Alan Clark
Diane Clark
Patricia Darin
Pat Donahue

Ralph Engdahl
Linda Engdahl
Valerie Feldman
Amy Givan
Marcia C. Hackett
Wilhelmina
Haenraets
Elizabeth Halouzka
Terry Haren
Michael Kaizoji
Frank Kern
Barbara Kern

Soo Kim
Terry Long
Joyce Luithle
Jim MacMillan
Claudia Myers
Robin Pailma
Susan Rose
Ronnie Sellards
Mary Swift
Shellie Vanderzee
Rong Zhao

A particular shout-out to the following members for their:

- 10th year: Dave Dearing (January)
John Huber (March)
- 20th year: Marilyn Bau (January)
- 22nd year: Patricia Burr (January)

If you haven't renewed your membership, it's never too late. You can find the application on the Club's website, main page. Here's the link to it: http://www.lhcamerclub.com/2020_Membership_Application.pdf



Until next time
Stay Safe!

Internet Photos